

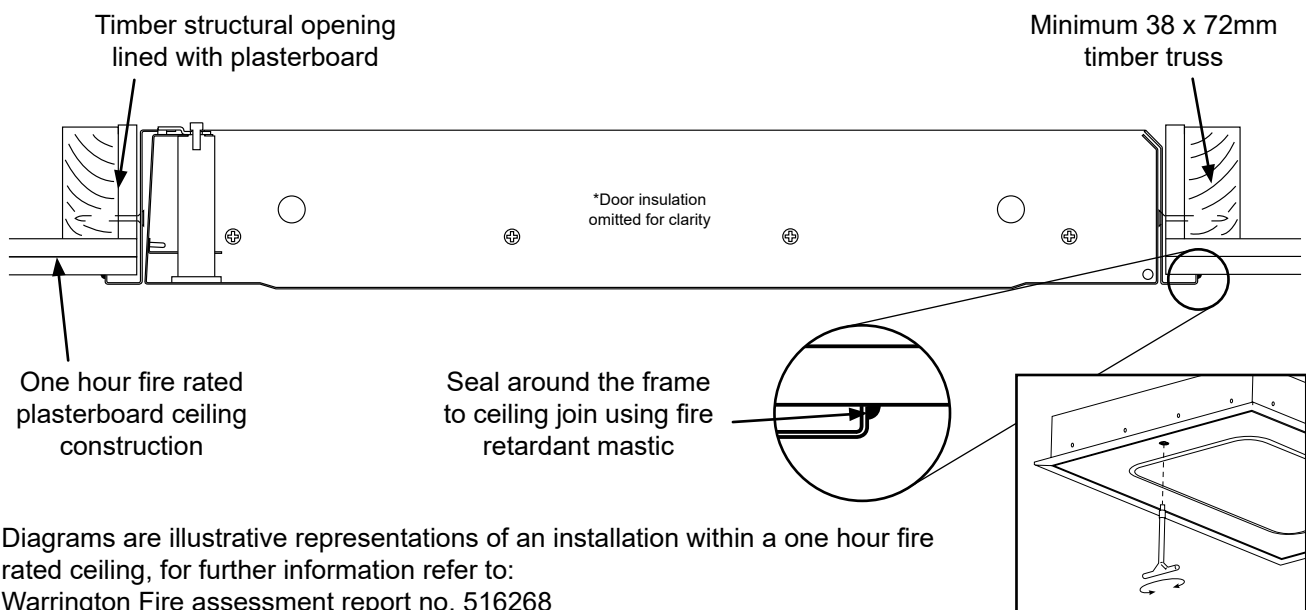
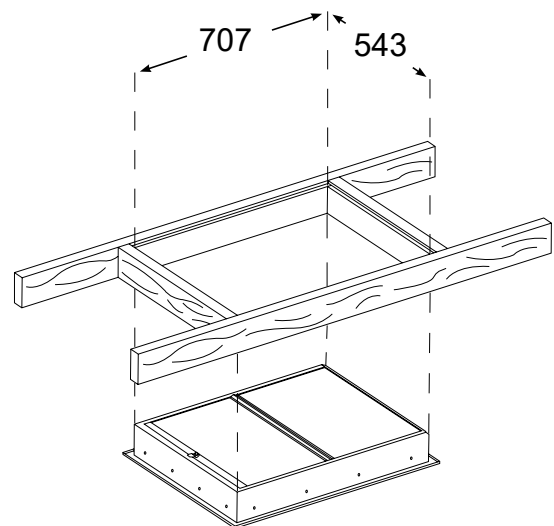
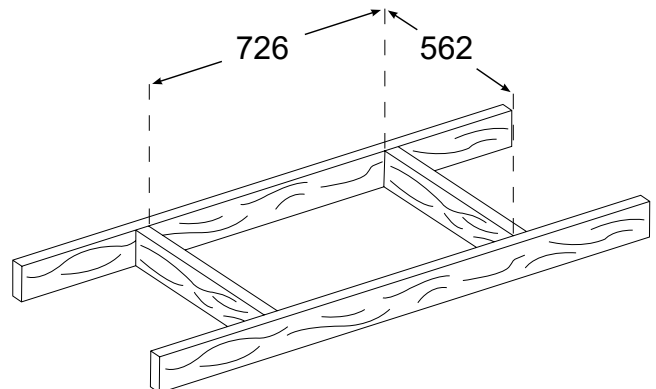
One Hour Fire Rated Drop Down Loft Access Door - Rectangular

Code: **GL280F** Standard

**GL281F** Lockable

### Fitting Instructions:

1. Trim out a suitable opening in the ceiling and fix noggins spanning between the roof trusses to form a clear structural opening between the joists of 726mm x 562mm.
2. Fit a layer of 9.5mm plasterboard that lines all four internal faces of the structural opening and covers up the full vertical face of the joist. This will leave a lined fitting opening size of 707mm x 543mm in which to install the frame.
3. The ceiling should preferably be fully finished and painted before installation of the unit. With the door in the open position, offer up the frame into the opening ensuring it sits squarely and flush against the ceiling.
4. Use 50mm long woodscrews to secure the frame through the 16 no. pre punched holes. Finally seal around the join between the frame and ceiling using a fire resistant mastic.
5. Close the door and lock the catch use the 'T' key provided, or the locking key in the case of the GL281F



Diagrams are illustrative representations of an installation within a one hour fire rated ceiling, for further information refer to:  
Warrington Fire assessment report no. 516268

MANTHORPE BUILDING PRODUCTS LTD  
MANTHORPE HOUSE  
BRITAIN DRIVE  
CODNOR GATE BUSINESS PARK  
RIPLEY  
DERBYSHIRE DE5 3ND

TEL: 01773 303 000  
FAX: 01773 303 300  
EMAIL:  
mbp.care@manthorpebp.co.uk  
WEB:  
www.manthorpebp.co.uk

Drawn  
MA 27.08.03

Issue  
BH 27.10.22

The company maintains a policy of continuous development of its product range and reserves the right to amend the specification without notice.

DRG No

**MBP 8197**

Issue

**07**