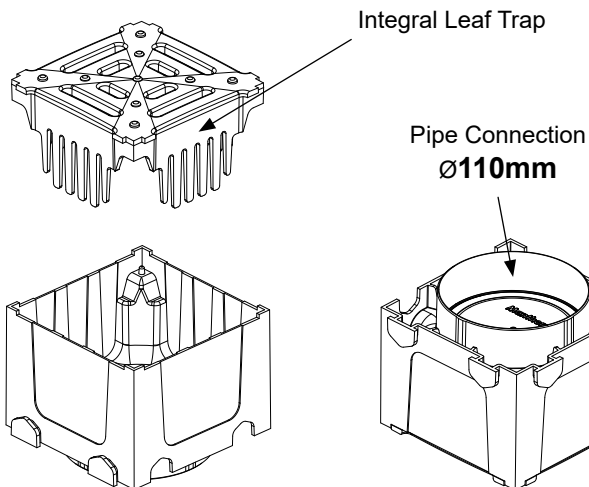
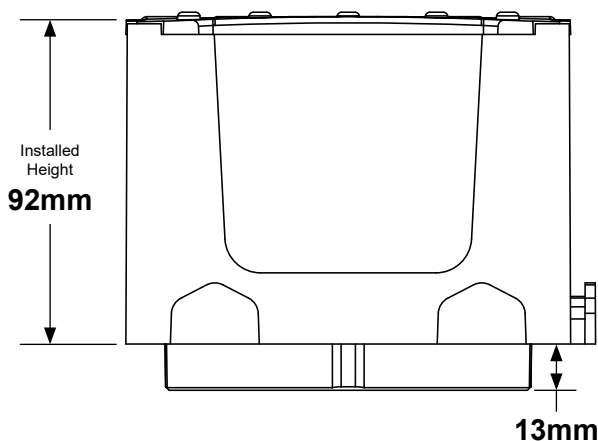
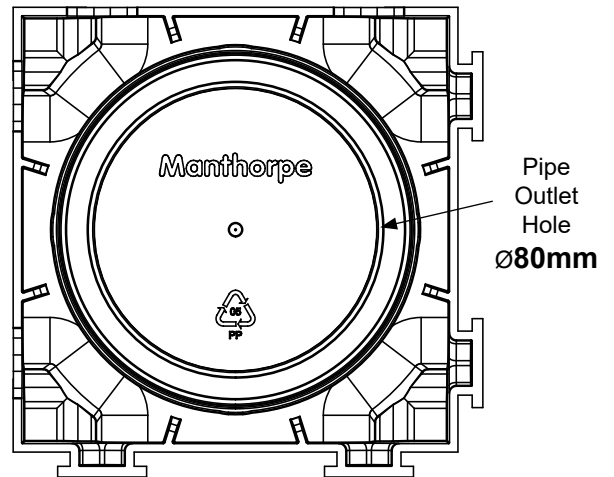
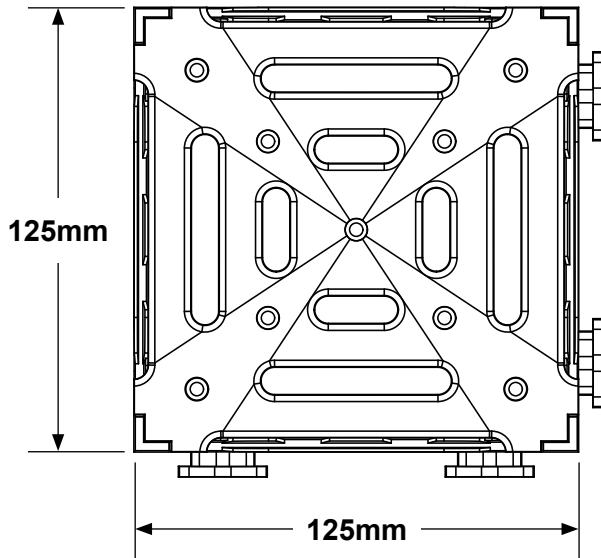


Drive Drain B125 - Linear Drainage Channel Junction Unit

Code: **GDD-B125-JU**



Description

The Drive Drain 4 way junction unit allows for 90° corners, T-junction or crossed intersections to be created within runs of the linear drainage channels. Outlet flow into a domestic drain can be achieved through integral 4" vertical outlet within the base of junction unit. To ensure that this outlet point is protected from the ingress of dirt and debris, the innovative design of the junction unit includes an integral leaf trap within the units lid.

Features

- Allows for 90° corners, T-junction or 4 way crossed intersections.
- 4" / 110mm vertical pipe outlet connection.
- Includes an integral leaf trap.
- Textured 'anti-slip' surface finish.
- Made from 100% recycled material and is 100% recyclable.

Packing Details	8 per box
Part Weight	0.30 kg
Box Weight	2.63 kg
Material	Recycled Polypropylene
Colour	Black

MANTHORPE BUILDING PRODUCTS LTD
MANTHORPE HOUSE
BRITTAINE DRIVE
CODNOR GATE BUSINESS PARK
RIPLEY
DERBYSHIRE DE5 3ND

TEL: 01773 303 000
FAX: 01773 303 300
EMAIL:
mbp.care@manthorpebp.co.uk
WEB:
www.manthorpebp.co.uk

DRAWN	ISSUE DRAWN
B.H. 08/08/25	B.H. 08/08/25

The company maintains a policy of continuous development of its product range and reserves the right to amend the specification without notice.

DRG No	Issue
MBP 8394	01