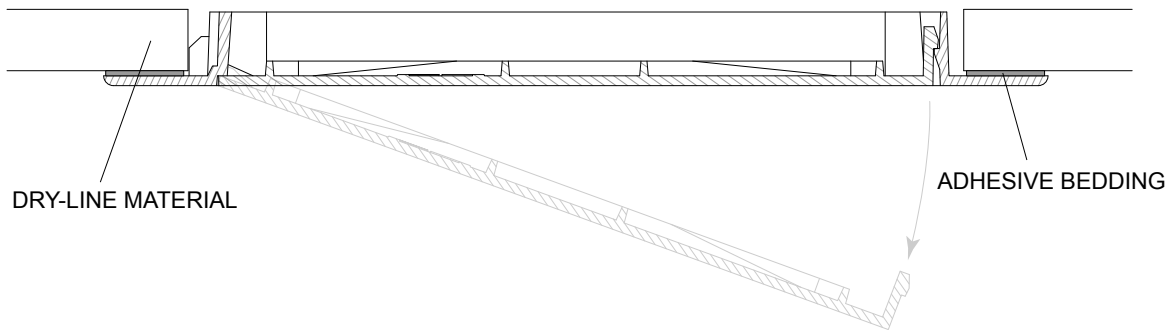


100mm Access Panel

CODE GL100



Installation:

To install, prepare a 157mm by 202mm hole in the dry-line material in front of the detail you wish to access. Run a bead of a suitable adhesive all around the back edge of the frame. With the door securely fastened within the frame, insert the whole panel into the previously prepared hole and press firmly against the surface of the wall. Remove any excess adhesive which has seeped from behind the frame and leave to set.

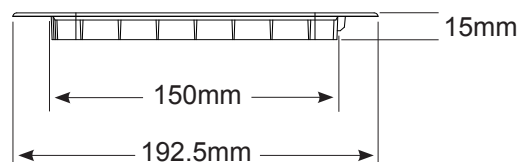
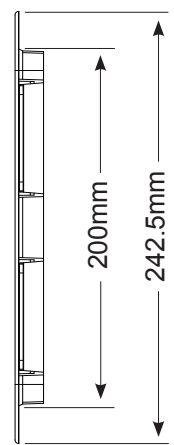

Description:

The GL100 Access Panel Provides a cost effective solution for easy access to hidden building services behind a ceiling or wall. The panel is predominantly used in domestic household situations for access to:-

- Electrical Wiring Systems
- Fuse Boxes / Switches
- Controls / Connection Links
- Valves / Stopcocks / Plumbing

The product is lightweight, easy to fit and is manufactured in High Impact Polystyrene. This allows a textured finish that can be painted over if required.

The GL100 door is hinged along one side and can be completely removed for easy and convenient access.



PACKING DETAILS	Packed in boxes of 20
MATERIAL	High Impact Polystyrene
WEIGHT	Box of 20 - 2.9 kg
COLOUR	White

MANTHORPE BUILDING PRODUCTS LTD
 MANTHORPE HOUSE
 BRITAIN DRIVE
 CODNOR GATE BUSINESS PARK
 RIPLEY
 DERBYSHIRE DE5 3ND

TEL: 01773 303 000
 FAX: 01773 303 300
 EMAIL: mbp.care@manthorpebp.co.uk
 WEB: www.manthorpebp.co.uk

DRN M.R Date 22.07.19

The company maintains a policy of continuous development of its product range and reserves the right to amend the specification without notice.

DRG No

MBP 8207

Issue

E